

Select one answer for each question. Write a, b, c, d, or appropriate against the relevant question number on the answer sheet.

DO NOT MARK THIS PAPER.

1



This sign means:

- a. Stop as necessary
- b. No entry
- c. Keep a sharp look out
- d. Width restriction ahead

2



This sign means:

- a. Ferry, not operating independently
- b. Authorisation to moor
- c. The route is an affluent of the one you are following
- d. Self-propelled ferry


3



These lights signify:

- a. You may enter
- b. Entry for pleasure craft only
- c. No passage, but prepare to get underway
- d. Entry for small craft only

4



This sign means:

- a. Sharp bends ahead
- b. Channel moves to port
- c. Cross channel to port
- d. Keep to port side of channel

5



Buoyage signifying:

- a. Navigation is totally prohibited
- b. Channel crosses to port
- c. Area reserved for sailing craft only
- d. Zone reserved for water skiing

6



These lights signify:

- a. No entry, but be ready to proceed
- b. Danger, overhead works
- c. Passage for vessels of reduced height, two way traffic
- d. Make no wash

7



This sign means:


- a. Speed limit 1km/hr
- b. Stop if necessary
- c. One-way traffic system in operation
- d. Keep a sharp look out

8

**This sign means:**

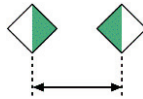
- a. No berthing in 1000m
- b. No berthing after 10.00am
- c. No berthing for 1000m in direction of arrow
- d. No berthing before 10.00am

9

**These shapes mean:**

- a. Recommended passage - one way traffic
- b. Danger - works ahead
- c. Under water obstacles near channel
- d. Recommended passage - two way traffic

10

**These shapes mean:**

- a. Recommended passage for small craft
- b. Recommendation to keep within the space indicated
- c. Obligation to keep within the recommended space
- d. Bridge works in progress

11

**These lights signify:**


- a. Don't make any wash
- b. Beware - craft is coming out of a port or sidearm
- c. Move to the side of the canal indicated by the flashing lights
- d. Passage for pleasure craft only

12

**This fixed mark signifies:**


- a. Obstruction to the right hand side
- b. Bifurcation mark, pass either side
- c. Obstruction to the left hand side
- d. Restricted water depth

13

**This land mark signifies:**


- a. Channel is close to the left bank
- b. Channel is close to the right bank
- c. Pass to starboard
- d. Pass to port

14

**Travelling downstream you leave this buoy:**


- a. To starboard
- b. Either side
- c. To port
- d. To the north

15

**This buoyage signifies:**

- a. Obstruction to the right hand side
- b. Obstruction to the left hand side
- c. Restricted water depth
- d. Bifurcation mark, pass either side

16

**This shape signifies:**

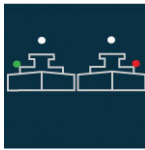
- a. A fishing vessel, which you leave to starboard
- b. A vessel at work, which you leave to port
- c. A vessel under tow
- d. A vessel at work, which you leave to starboard

17

**This shape signifies:**

- a. A vessel carrying inflammable materials
- b. A fishing vessel, which you leave to starboard
- c. A vessel at work, which you leave to port
- d. A vessel at work, which you leave to starboard

18

**At night you see these lights. They signify:**

- a. Vessel at work near the channel
- b. Small passenger vessel carrying more than 12 passengers
- c. Vessel of navigational authority, seen bow on
- d. Vessels travelling abreast

19

**You are overtaken by a vessel displaying this shape. It signifies:**

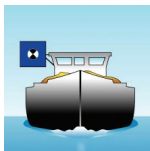
- a. A police boat
- b. A customs launch
- c. A motorised vessel leading a towed convoy
- d. A vessel to pass to port going downstream

20

When two motorised small vessels meet head on they should:

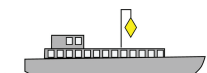
- a. Both turn to port and pass starboard to starboard
- b. Both turn to starboard and pass port to port
- c. Both stop
- d. Larger vessel has right of way

21

**A blue board displayed on the starboard side of a vessel travelling upstream means:**

- a. He is leaving a passage for oncoming craft to pass to his starboard side
- b. He is leaving a passage for oncoming craft to pass to his port side
- c. That he intends to turn to starboard
- d. That he intends turning to port

22

**A yellow bi-cone on a vessel means:**

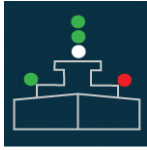
- a. A fishing vessel
- b. A passenger vessel under 20m with more than 12 passengers
- c. A high speed vessel
- d. A hovercraft

23

**You are approaching this vessel. It is:**

- a. Limited in its ability to manoeuvre, leave it to starboard
- b. At anchor, leave it to port
- c. At anchor, pass either side
- d. Limited in its ability to manoeuvre, leave it to port

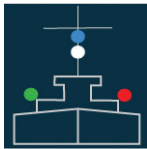
24



These lights signify:

- a. Chain ferry
- b. Minesweeper, working
- c. Trawler, shooting nets
- d. Ferry moving independently with priority of passage

25



You are travelling downstream in poor visibility and meet this vessel. It is signalling:

- a. It is a motorised ferry
- b. It is a police boat
- c. It wishes to pass starboard-to-starboard
- d. It is carrying inflammable materials

26



You hear three long blasts on a boat's horn. It means:

- a. The vessel wishes to overtake to starboard
- b. I am exiting from a port or side arm and crossing the waterway
- c. The vessel is turning about to port
- d. The vessel is turning about to starboard

27



You hear a normal vessel signalling one long followed by one short blast on its horn. It is:

- a. Turning to starboard
- b. Turning to port
- c. Overtaking to port
- d. Overtaking to starboard


28



You hear three short blasts on a vessel's horn. It means:

- a. Vessel emerging from a port or sidearm
- b. Vessel turning to port
- c. Vessel using astern propulsion
- d. Vessel turning to starboard

29



Which sound signal means 'Caution'?

- A
- B
- C
- D

30



Which sound signal means 'Distress'?

- A
- B
- C
- D